






Step 1: Login to My Sharks Account

Step 2: Click “Manage My Tickets”

Step 3: Go to the date of the event you want to manage and click the event

Transfer & Resale

December 2015 ▼    Advanced Options

Sun	Mon	Tue	Wed	Thu	Fri	Sat
		1	2	3	4	5 Sharks vs. Lig... 
6	7	8	9	10	11	12
13	14	15	16	17	18	19
20	21	22	23	24	25	26
27	28	29	30 Sharks vs. Flyers 	31		

2015 Oct Dec

Step 4: Click “Donate to Charity” Button.

Step 5: Select which seats you’d wish to donate.

Step 6: Click “Donate (# of seats)” button located on the top right.

My Sharks Account

powered by **ticketmaster**

[home](#) | [faq](#) | [contact us](#) | [view cart](#) | [log out](#)

Hello, Darion Afshar-gomez
You are currently in Account 14652224



This icon on an event means you can also get in with your smartphone, no matter which ticket delivery you chose! Click on an event and look for the mobile icon.

Manage My Tickets

select an event

Transfer & Resale

manage more tickets

donate (2)

back to December

DEC
30
WED

Sharks vs. Flyers

SAP Center at San Jose - 7:30 PM

Mobile Entry



ticket detail



ticket history



my notes

Select an action below to manage your seats. **i**



Print-at-Home



Transfer tickets



Donate to Charity

Section 123, Row 17

You have 2 seat(s)

Select All

seat details

current entry method to event

ticket status

Seat 1

Action required

Seat 2

Action required

Step 7: Review the information then click the “Continue to Donate” button

Step 8: Choose your charity you wish to donate the tickets to and select the options for your donation.