




Step 1: Login to My Sharks Account

Step 2: Click on "Manage My Tickets"

Step 3: Go to the date of the event you wish you transfer.

Transfer & Resale

December 2015 ▼    Advanced Options

Sun	Mon	Tue	Wed	Thu	Fri	Sat
		1	2	3	4	5 Sharks vs. Lig... ⓘ
6	7	8	9	10	11	12
13	14	15	16	17	18	19
20	21	22	23	24	25	26
27	28	29	30 Sharks vs. Flyers ⓘ	31		

2015 Oct Dec

Step 4: Click “Transfer Tickets”

My Sharks Account

powered by **ticketmaster**

[home](#) | [faq](#) | [contact us](#) | [view cart](#) | [log out](#)

Hello, Darion

You are currently in Account



This icon on an event means you can also get in with your smartphone, no matter which ticket delivery you chose! Click on an event and look for the mobile icon.

Manage My Tickets

select an event

Transfer & Resale

manage more tickets

◀ back to December

DEC
30
WED

Sharks vs. Flyers

SAP Center at San Jose - 7:30 PM

Mobile Entry

[ticket detail](#) [ticket history](#) [my notes](#)

Select an action below to manage your seats. **i**

[Print-at-Home](#)

[Transfer tickets](#)

[Donate to Charity](#)

Section 123, Row 17

You have 2 seat(s)

seat details	current entry method to event	ticket status
<input type="checkbox"/> Seat 1	Action required	
<input type="checkbox"/> Seat 2	Action required	

Step 5: Select which seats you’d like to transfer

Step 6: Click “Transfer (# of seats)” button on the top right

Step 7: On to pop-up notification, press “Continue To Transfer.”

Step 8: Enter the recipient’s contact information then press the “add” button.

Hello, Darion
You are currently in **Account**

[view all quick links](#)

2 Easy Steps to Transfer Your Tickets

1. Select a recipient.
2. Review & submit.

» TRANSFER

CONFIRMATION


Transfer Your Tickets

step 1: define recipient

step 2: review & submit

Below is a summary of the 2 item(s) you have selected to transfer.

Items You Are Transferring

item	details	number of items	fee	edit items	fee total
 Sharks vs. Flyers Wed, Dec 30, 2015 7:30 PM SAP Center at San Jose	Section 123 Row 17 Seat 1 - 2	2	2 x \$0.00		\$0.00
				Transfer Fee Total	\$0.00
				Total Due	\$0.00

Choose Transfer Recipient

▼ Enter a New Contact

Recipient's First Name * * = Required
Recipient's Last Name *
Recipient's Email Address *
Confirm Recipient's Email Address *

add

Optional Message

Enter an optional message for the transfer recipient.

Thanks for not eating me!

Step 9: Choose the transfer recipient

Step 10: You can write a message to the recipient, remind the recipient if they have not accepted the tickets and display the price on the ticket. Once you have selected your options, press "Next Step"

Step 11: Read the terms of use and then if you agree, check the "I agree to the terms of use" box and complete the transfer.

Hello, Darion

You are currently in [Account](#)

view all quick links

2 Easy Steps to Transfer Your Tickets

1. Select a recipient.
2. Review & submit.


» TRANSFER CONFIRMATION

Transfer Your Tickets

step 1: define recipient step 2: review & submit

Below is a summary of the 2 item(s) you have selected to transfer.

Items You Are Transferring

item	details	number of items	fee	edit items	fee total
 Sharks vs. Flyers Wed, Dec 30, 2015 7:30 PM SAP Center at San Jose	Section 123 Row 17 Seat 1 - 2	2	2 x \$0.00		\$0.00
Transfer Fee Total					\$0.00
Total Due					\$0.00

Transfer Recipient

recipient name	email address	offer expiration	display price	edit transfer recipient
SJ Sharkie	sjsharkie@	Wed, Dec 30, 2015 8:00 PM	Yes	

Message content:

Thanks for not eating me!

I agree to the **terms of use**. By using this Transfer service you agree that your personal information will be used and disclosed as permitted by the My San Jose Sharks **Privacy Policy**, which allows the San Jose Sharks, Ticketmaster and others to send you event-related information and other special offers. If you have any questions please contact 408-999-5757.




Total Amount
\$0.00



« previous step **complete transfer**

How to Cancel Transfer/Forward

Step 1: Go to the date and ticket you transferred.

Transfer & Resale

December 2015 ▼    Advanced Options

Sun	Mon	Tue	Wed	Thu	Fri	Sat
		1	2	3	4	5 Sharks vs. Lig... 
6	7	8	9	10	11	12
13	14	15	16	17	18	19
20	21	22	23	24	25	26
27	28	29	30 Sharks vs. Flyers 	31		

2015 Oct Dec

Step 2: Press the "Transfer & Resale" tab. You will see your transfer offer. Press "Cancel Offer". You may only cancel transfers that have **NOT** already been accepted by the recipient. **If they have not already**

accepted, please let the recipient know you have canceled the transfer!

[home](#) | [faq](#) | [contact us](#) | [view cart](#) | [log out](#)

Hello, Darion

You are currently in **Account**



This icon on an event means you can also get in with your smartphone, no matter which ticket delivery you chose! Click on an event and look for the mobile icon.

Manage My Tickets

select an event

Transfer & Resale

manage more tickets

← back to December

DEC
30
WED

Sharks vs. Flyers

SAP Center at San Jose - 7:30 PM

Mobile Entry

[ticket detail](#) [ticket history](#) **Transfer & Resale** [my notes](#)

Below are your pending transfers & resale actions for this event. You may be able to edit and/or cancel each transaction.

Ordered by: [action type](#)

Pending Transfer Offer

Section 123
Row 17
Seat 1 - 2

To: SJ Sharkie
sjsharkie@

On: 12/16/15 9:38 AM

i offer expires in 14 day(s)

cancel offer